

BETHANY ROAD

- ←
- Kishwaukee Health & Wellness Center
- Northwestern Medicine Orthopaedics
- Integrative Medicine
- Diabetes Education Center
- Community Wellness

HEALTH SERVICES DRIVE

General Parking

Ben Gordon Center



Cancer Center

General Parking

Bridge to Cancer Center

Medical Office Employee Building Parking

General Parking

Campus Entry

KISH HOSPITAL DRIVE

GATEWAY DRIVE

Medical Office Building

Main Entrance

General Parking

Patient Discharge Area

Northwestern Medicine Kishwaukee Hospital

Emergency Entrance

Immediate Care

Regional Medical Group, Sycamore

Physician Parking

Physician Parking

Ambulance Entrance

Helipad

SYCAMORE ROAD (ROUTE 23)

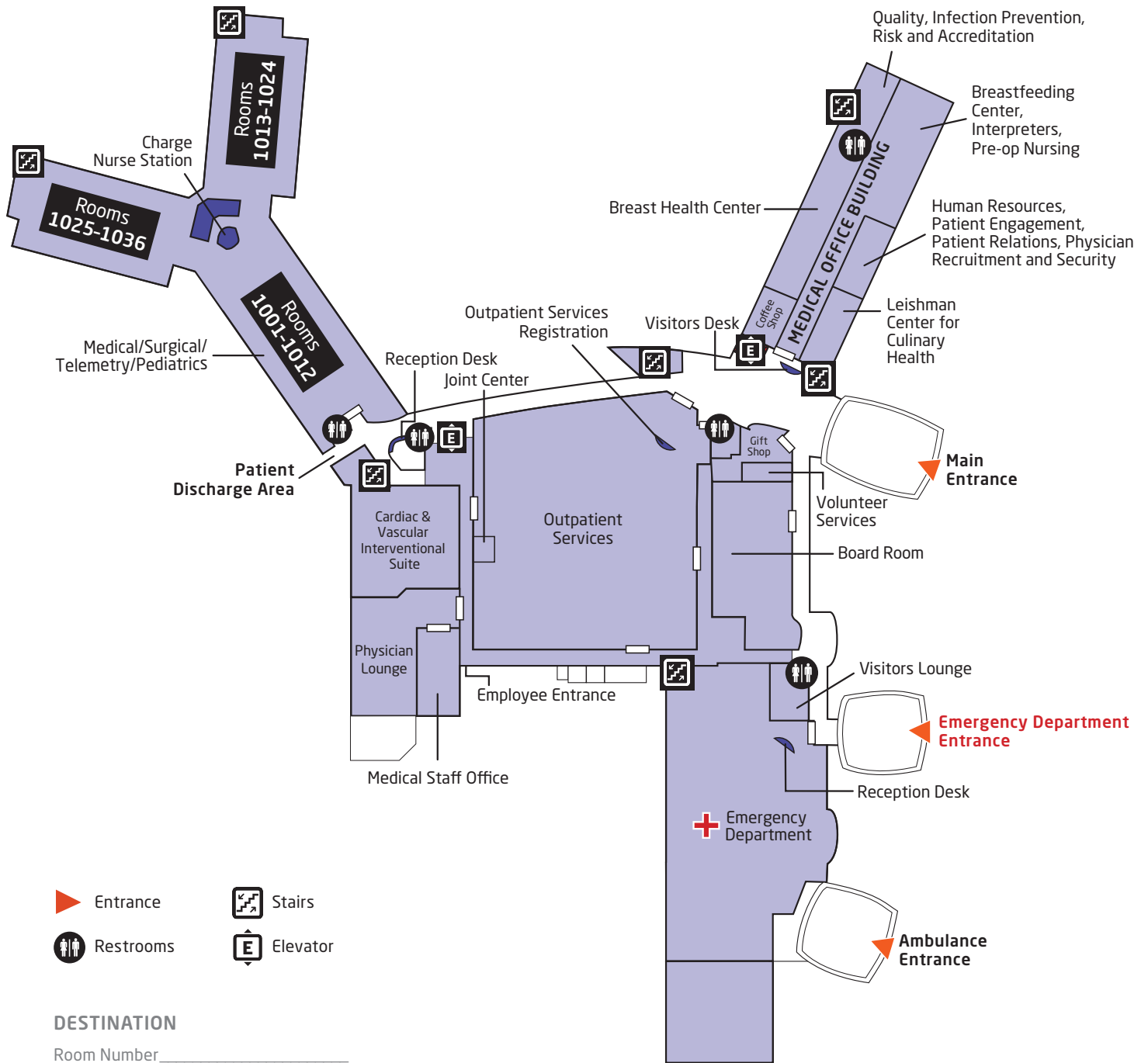
Employee Parking

Medical Records

General Parking

EMS Training Center

Kishwaukee Hospital Visitor Map—First Floor



Rooms 1013-1024

Rooms 1025-1036

Charge Nurse Station

Medical/Surgical/Telemetry/Pediatrics

Rooms 1001-1012

Reception Desk

Outpatient Services Registration

Visitors Desk

Outpatient Services

Joint Center

Cardiac & Vascular Interventional Suite

Physician Lounge

Medical Staff Office

Employee Entrance

Gift Shop

Volunteer Services

Board Room

Visitors Lounge

Emergency Department

Reception Desk

Emergency Department Entrance

Ambulance Entrance

Medical Office Building

Breast Health Center

Quality, Infection Prevention, Risk and Accreditation

Breastfeeding Center, Interpreters, Pre-op Nursing

Human Resources, Patient Engagement, Patient Relations, Physician Recruitment and Security

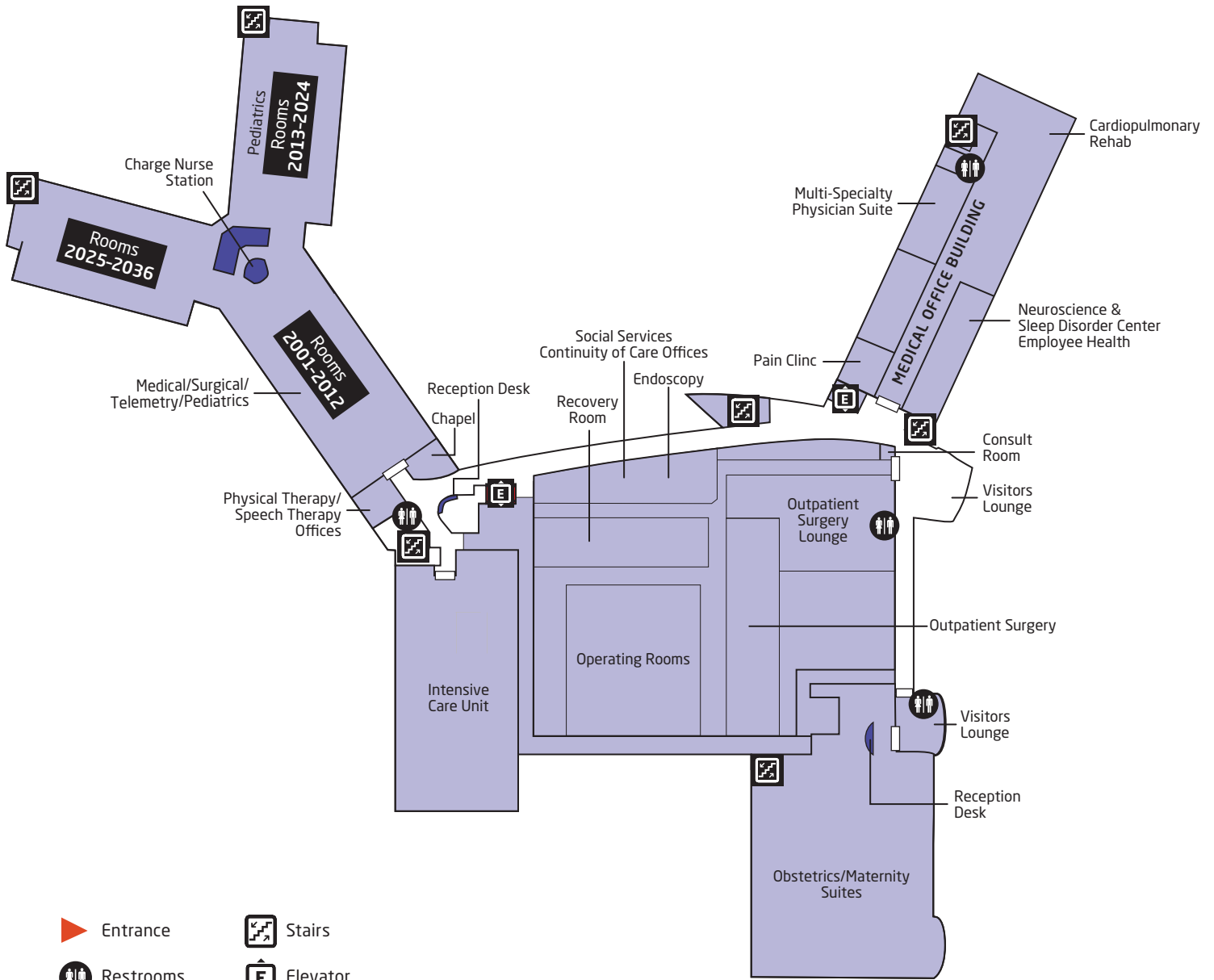
Leishman Center for Culinary Health

Coffee Shop

Main Entrance

Patient Discharge Area

Kishwaukee Hospital Visitor Map—Second Floor



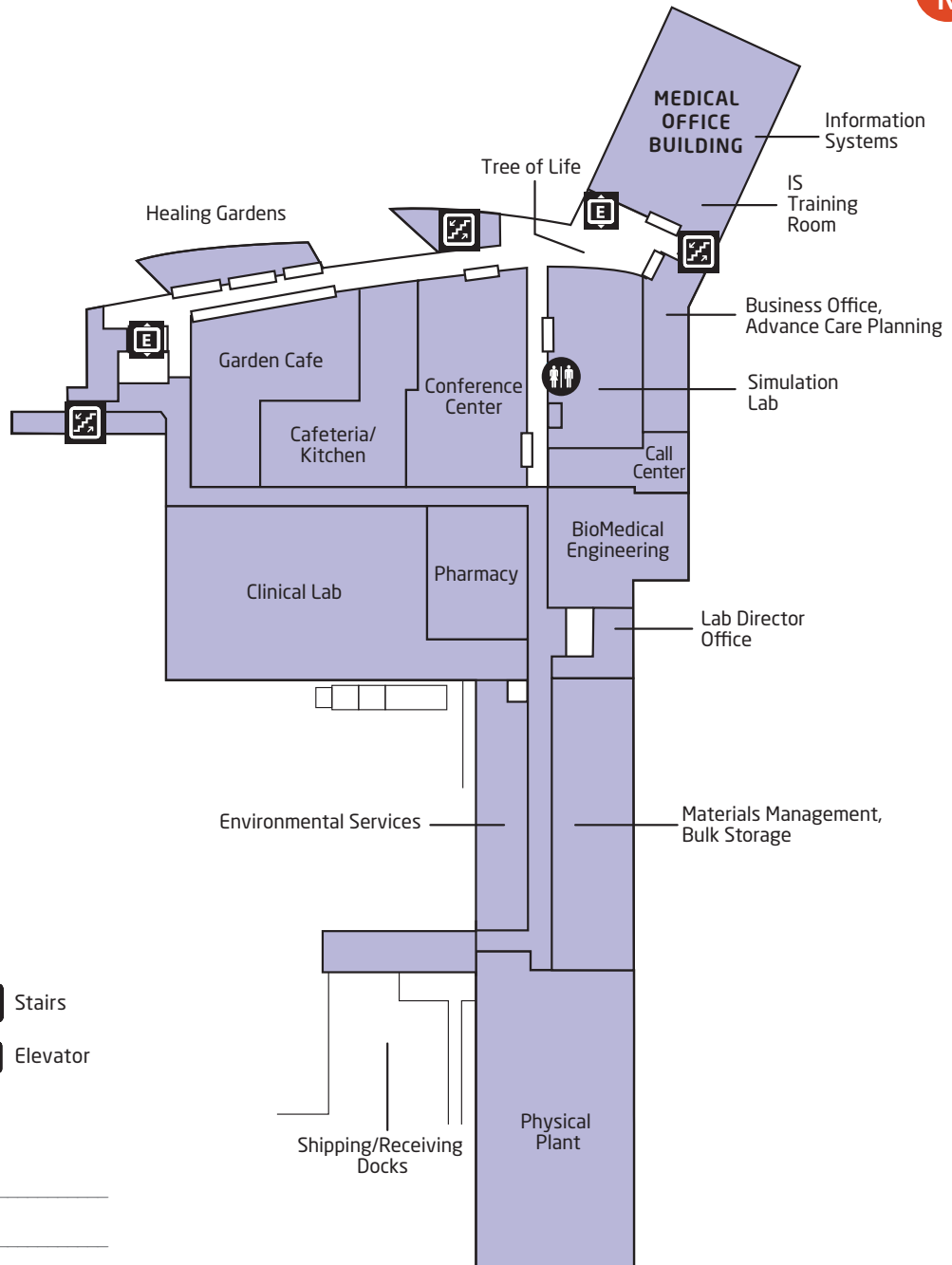
DESTINATION





Room Number _____

Floor Number _____

Elevator _____

Kishwaukee Hospital Visitor Map—Garden Level



-  Entrance
-  Stairs
-  Restrooms
-  Elevator

DESTINATION

Room Number _____

Floor Number _____

Elevator _____

