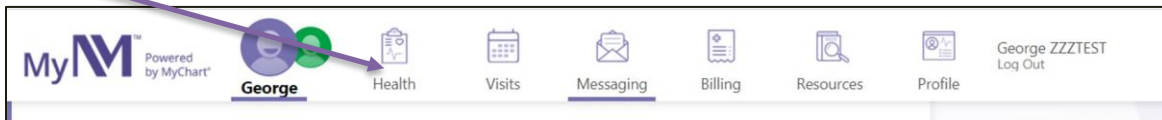


Finding Your Vaccine Information in MyNM

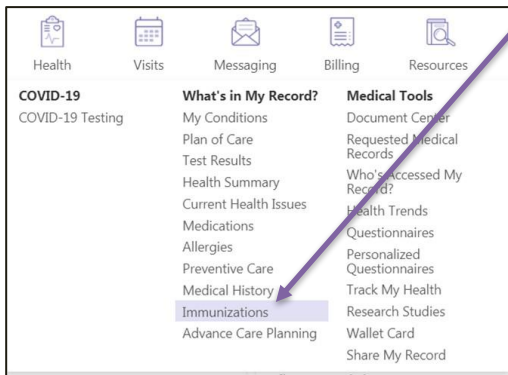
For Patients Who Have Received the COVID-19 Vaccine

COVID-19 vaccine cards will not be distributed when you receive your vaccine. This tip sheet shows you how to access your vaccine record. You will need a MyNM account to do so.

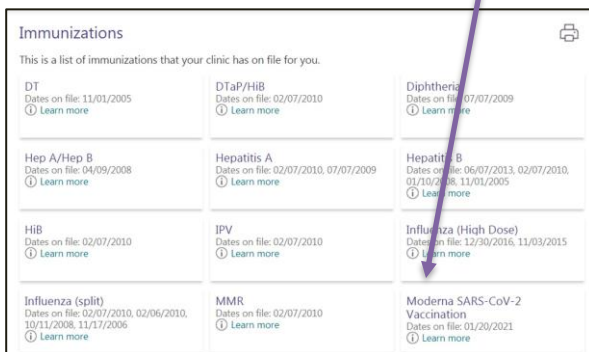
1. Log into your MyNM account at nm.org/mynm. Hover over the **Health** clipboard icon.



2. Select **Immunizations** in the drop-down box.



3. You will find a list of all vaccines you have on file in your MyNM account. The COVID-19 vaccine is listed as **SARS-CoV-2 vaccination**.



4. You can print your record by clicking on the **printer icon**.

