

## MyNM App User Guide

# How to Share Radiology and Cardiology Imaging in MyNM

- 1 Go to [mynm.nm.org](https://mynm.nm.org). Enter your username and password. Click **Log in**.

Ver en español

Thanks for using MyNM.  
You have been logged out.

MyNM Username  
molldub

Password  
\*\*\*\*\*

Forgot login information?

**Log in**

Log in with passkey

Need help? Sign up

NM Bill Pay

Guest Estimates

Pay As Guest

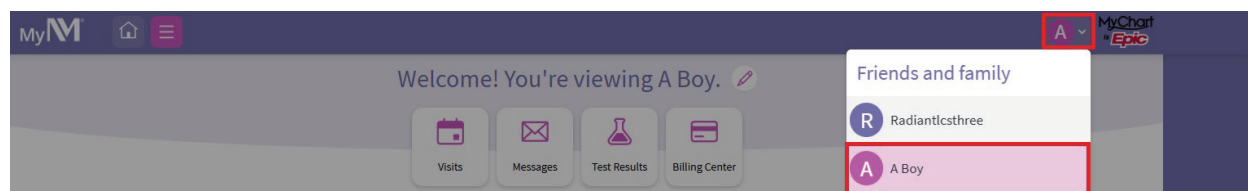
View Statements

Download on the App Store GET IT ON Google Play

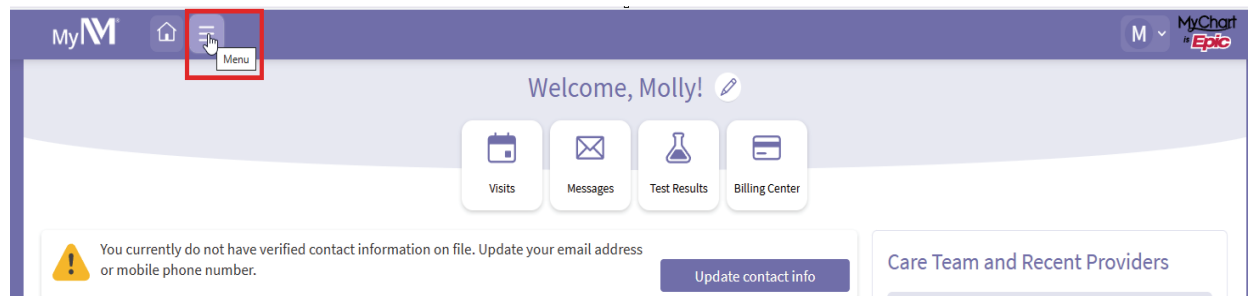
Interoperability Guide FAQs Privacy Policy Terms and Conditions High Contrast Theme Donate Now

MyChart® Epic  
MyChart® licensed from Epic Systems Corporation® 1999 - 2025

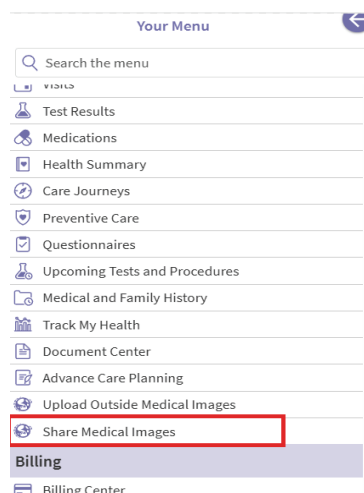
- 2 If you have proxy access to another person's account and are sharing their studies, select the name of the person whose studies you will share. Pay close attention to whose record you're in before you share any studies.



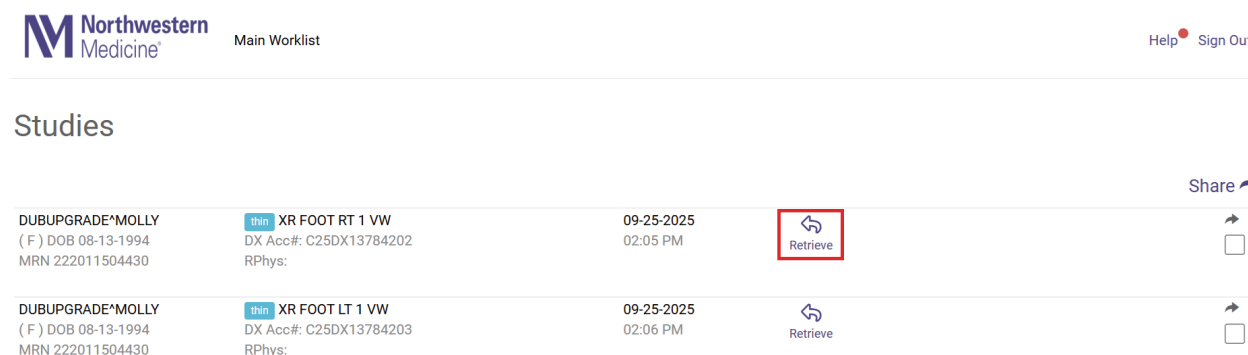
- 3 Click the **Menu**.



- 4 Scroll down and click **Share Medical Images**.



- 5 You will see a list of available imaging studies. If the studies you need have a **Retrieve** option next to them, click **Retrieve**. Be sure to click **Retrieve** only for the studies that you need to share.



- 6 You will see a message that the studies are being retrieved. This may take a few minutes.

Northwestern Medicine Main Worklist Help Sign Out

### Studies

Study is being retrieved. The study will refresh in a few minutes.

DUBUPGRADE*MOLLY ( F ) DOB 08-13-1994 MRN 222011504430	<span>thin</span> <span>Retrieving</span> XR FOOT RT 1 VW DX Acc#: C25DX13784202 RPhys:	09-25-2025 02:05 PM	Retrieve	Share <input type="checkbox"/>
DUBUPGRADE*MOLLY ( F ) DOB 08-13-1994 MRN 222011504430	<span>thin</span> XR FOOT LT 1 VW DX Acc#: C25DX13784203 RPhys:	09-25-2025 02:06 PM	Retrieve	Share <input type="checkbox"/>

- 7 Once you see a note on each study you need that says “Retrieved,” check the box to the far right of each study and click **Share**.

Northwestern Medicine Main Worklist Help Sign Out

### Studies

DUBUPGRADE*MOLLY ( F ) DOB 08-13-1994 MRN 222011504430	<span>Retrieved</span> XR FOOT RT 1 VW DX 2 Images Acc#: C25DX13784202 RPhys: RODA*MICHELLE	11-25-2024 08:58 AM	Retrieve	Share <input checked="" type="checkbox"/>
DUBUPGRADE*MOLLY ( F ) DOB 08-13-1994 MRN 222011504430	<span>thin</span> XR FOOT LT 1 VW DX Acc#: C25DX13784203 RPhys:	09-25-2025 02:06 PM	Retrieve	Share <input type="checkbox"/>

- 8 Click **Email**. Enter the email address where you want the studies sent. Then, click **Share Studies**.

Share Studies

You are sharing the following studies:

- DUBUPGRADE\*MOLLY (DOB: 08-13-1994), Accession: C25DX13784202

Message to recipient


Share Code Email


Email address test@nm.org

Share Studies

Close


9 You will see a message that says the studies were shared successfully.




Main Worklist

Help  Sign Out

Studies

Study for DUBUPGRADE\*MOLLY was shared successfully with Email: test@nm.org.

Share 

DUBUPGRADE*MOLLY ( F ) DOB 08-13-1994 MRN 222011504430	<div>Retrieved</div> XR FOOT RT 1 VW DX 2 images Acc#: C25DX13784202 RPhys: RODA*MICHELLE	11-25-2024 08:58 AM	<div>...</div> <div><input checked="" type="checkbox"/></div>
DUBUPGRADE*MOLLY ( F ) DOB 08-13-1994 MRN 222011504430	<div>thin</div> XR FOOT LT 1 VW DX Acc#: C25DX13784203 RPhys:	09-25-2025 02:06 PM	<div> Retrieve</div> <div><div></div><div><input type="checkbox"/></div></div>

The location where you sent the studies will get an email from no-reply@ambrahealth.com. They may need to check their Junk folder if they do not see it in their main inbox.

If you need help sharing studies or have questions about your MyNM account, call the MyNM Help Desk at **855.HLP.MYNM** (855.457.6966, TTY:711).