

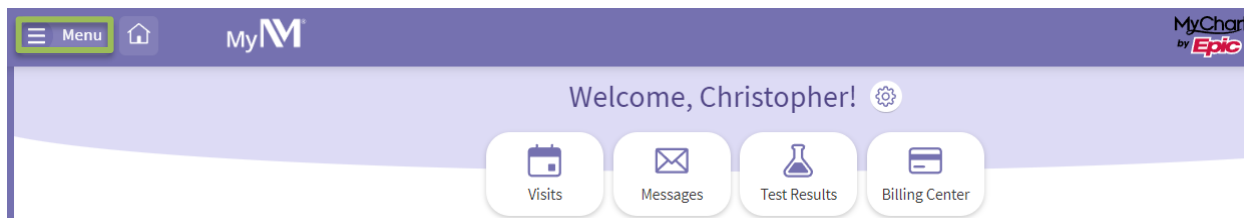
MyNM Account Linking

Bring Your Health Information Together

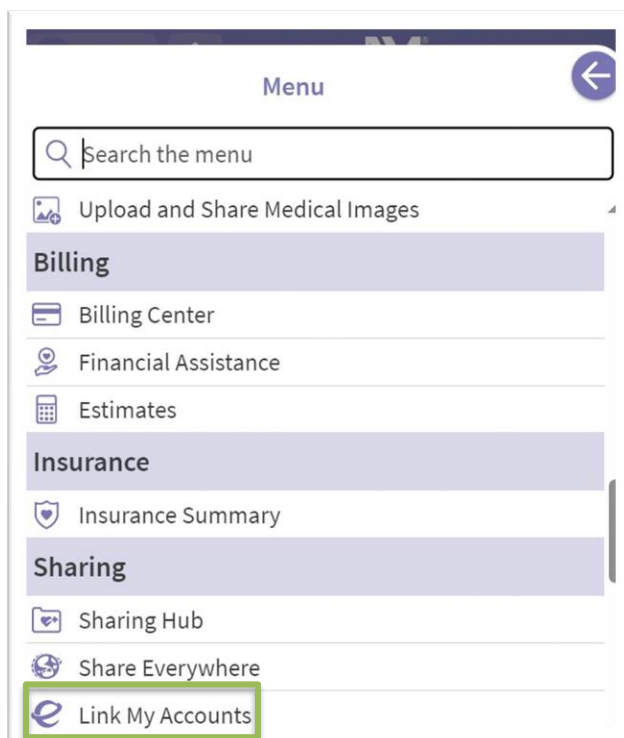
You can use your **MyNM** account to see your health information from other health organizations where you and your family have records.

Follow these steps to link your MyNM account with health organizations you have visited in the past. It is recommended to do this before your appointment for the most productive visit with your clinician.

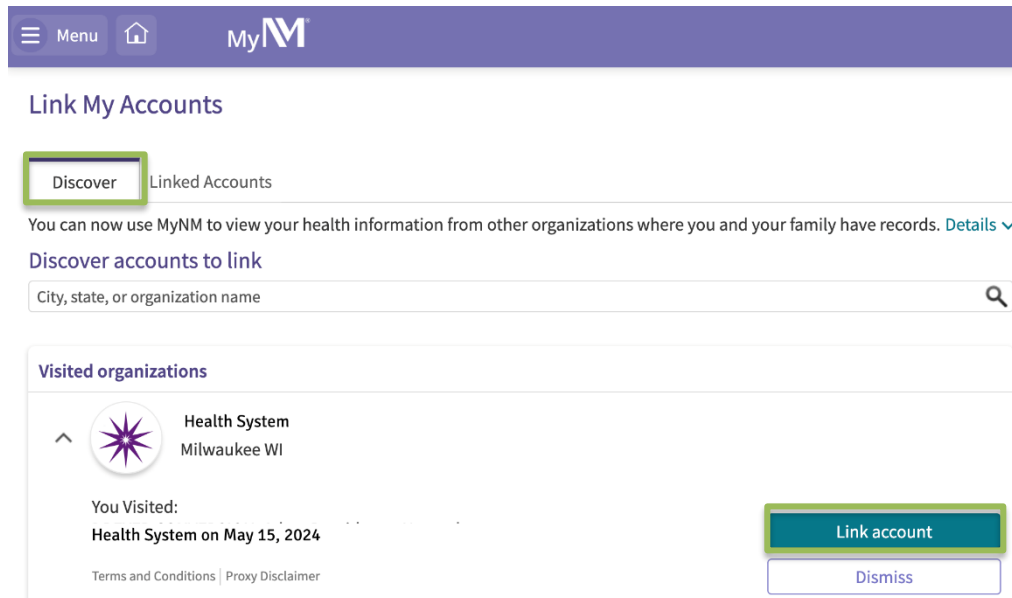
1. From the homepage, click on **Menu**.



2. Under Sharing, click on **Link My Accounts**.



3. Go to the **Discover** tab. Click **Link account** next to organizations you want to get health information from. Some organizations require us to exchange your medical records with them first.



After you link your account, you can access this information in your MyNM account:

- Allergies
- Health Issues
- Implants
- Medications

This information will appear with your existing MyNM information.

If your account is active at the linked health organizations, you may be able to see and use these features:

- Messages
- Test Results
- Appointments and Visits
- Care Team